



I N T R O D U C I N G
**TRUtest™ VNA Series
Cable Assemblies**

**Ideal for precision laboratory
calibration and test measurements**

TRU 50 GHz VNA test cables provide **reliable, precise** and **repeatable** measurements for your most demanding calibration and test needs. Built to the highest quality standards to ensure long service life and durability, while maintaining critical **phase stability**. All this and more at an **economical** price solution.

Contact us today to find out how TRUtest™ VNA Series can provide you with both performance and value.

Now you have a TRU option.



a division of **WINCHESTER**
ELECTRONICS

TRU Corporation • Peabody, MA 01960 USA • 1 800 262-9878 • (1 800 COAX-TRU) • 978 532-0775

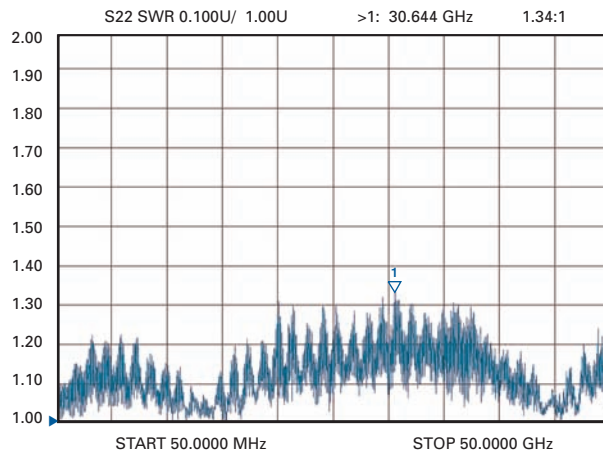
trucorporation.com

TRUtest™ VNA Cable Specifications

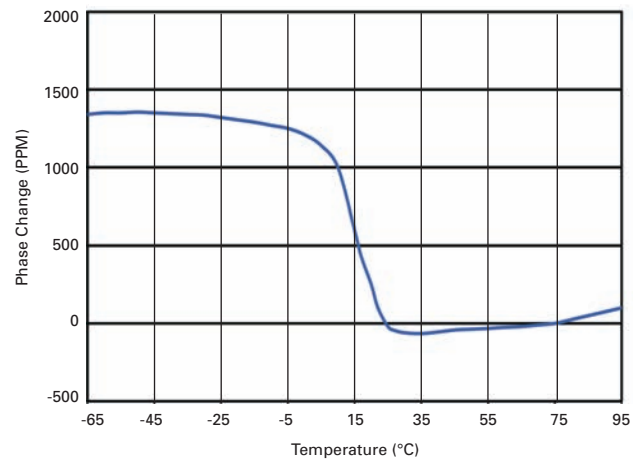
Operating Frequency	50.0 GHz
Impedance	50 Ohms nominal
Velocity of Propagation	78% nominal
VSWR (maximum)	1.35:1 (0.05-26.5 GHz) 1.45:1 (26.5-50 GHz) See graph for typical performance
Attenuation (maximum)	0.79 dB/ft + 0.35 @ 18 GHz 0.99 dB/ft + 0.50 @ 26.5 GHz 1.44 dB/ft + 0.70 @ 50 GHz
Shielding Effectiveness	> -90 dB
Crush Resistance	800 lbf/in (143 kgf/cm)
Phase vs. Flexure	See graph for typical performance
Amplitude vs. Flexure	See graph for typical performance
Minimum Bend Radius	2.25 inch (57,2 mm)
Temperature	23 +/- 5°C (laboratory environment)
Phase vs. Temperature	<1,500 PPM, see graph

Typical VSWR

NMD female to 2.4 mm female
25 inches (635 mm) long

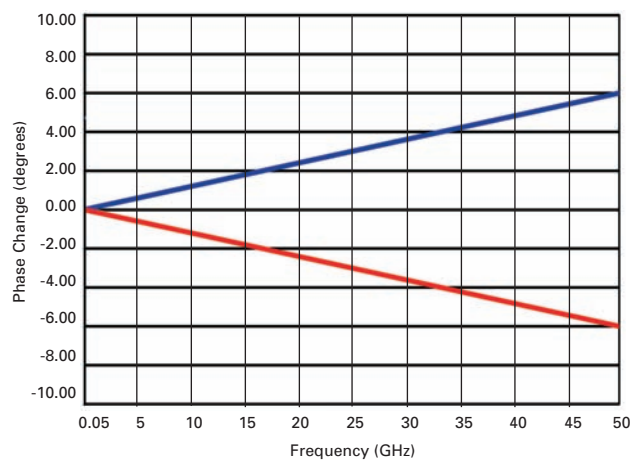


Typical Phase vs. Temperature



Phase Change vs. Flexure

Maximum phase change vs. flex 180 degrees (U-shape)
around 2.25 inch radius



Amplitude Change vs. Flexure

Maximum amplitude change vs. flex 180 degrees (U-shape)
around 2.25 inch radius

